

JCM in CHARTS for Bangladesh

Ver. 2.0 (October, 2016)



**Department of
Environment**
Ministry of Environment and Forests



Ministry of the Environment

IGES
Institute for Global
Environmental Strategies



Edited by :
Bijon Kumer Mitra
Kentaro Takahashi
Yuji Mizuno
Muhammad Selim Hossain

Acknowledgement :
Mirza Shawkat Ali
Md. Ziaul Haque

This document aims to provide a comprehensive and easy-to-understand description of the Joint Crediting Mechanism (JCM). It should be noted that this document does not replicate in the exact manner all the texts agreed upon in the bilateral discussions. Also, there are issues yet to be settled in the international negotiations regarding detailed interpretations and processes. As for the details and exact expressions in the agreed texts, please refer to the respective documents available on the website of the JCM <<https://www.jcm.go.jp/bd-jp>>.

Whilst information in this document is believed to be true and accurate at the date of going to press, neither the author nor publisher can accept any legal responsibility or liability for any errors or omissions that may be made.

For any queries relating to this document, please contact <mm-info@iges.or.jp>.

Tree Diagram of Contents

Abbreviations and acronyms iv

Reference documents vii

Chapter 1. Overview of Joint Crediting Mechanism (JCM)

1-1. Bilateral document p1

1-2. Concept of the JCM p2

Chapter 2. JCM project cycle p3

Chapter 3. JCM-related bodies

3-1. Japanese government and Bangladesh government p5

3-2. JCM Joint Committee (JC) p6

3-3. The support structure of JC p8

3-4. Third Party Entity (TPE) p9

3-5. Project participants (PPs) p12

3-6. Procedures for modalities of communication (MoC) p12

Chapter 4. JCM project methodology

4-1. Methodology structure p14

4-2. Reference emissions p15

4-3. Eligibility criteria p16

4-4. Methodology development p17

4-5. Procedure for submission of a proposed methodology p18

4-6. Procedures for revision of an approved methodology p20

Chapter 5. Making project design document (PDD)

5-1. Making PDD p21

5-2. Monitoring plan p22

Chapter 6. Registration

6-1. Validation requirements p23

6-2. Publication of PDD p25

6-3. Procedures for requests for registration p26

Chapter 7: Post - registration activities

7-1. Changes to registered JCM project p27

7-2. Changes to registered MoC p28

Chapter 8. Issuance of credits

8-1. Verification requirements p29

8-2. Procedures fore requests for issuance of credits p30

Chapter 9: Withdrawal

9-1. Procedures for requests for withdrawal p31

Glossary p32

Abbreviations and Acronyms

GHG	Greenhouse gas
JC	Joint Committee
JCM	Joint Crediting Mechanism
MoC	Modalities of Communication
PCP	Project Cycle Procedure
PDD	Project Design Document
PPs	Project Participants
TPE	Third Party Entity
UNFCCC	United Nations Framework Convention on Climate Change
VV	Validation and Verification

Reference documents

Activity		Reference Rules/Guideline Document	Form
General		<ul style="list-style-type: none"> • Low Carbon Growth Partnership between the Japanese side and the Bangladesh side • JCM Rules of Implementation • The Third Joint Committee Meeting Report • JCM Glossary of Terms 	
Joint Committee		Rules of Procedures for the Joint Committee	
Project Procedures	Overall	JCM Project Cycle Procedure	
	Developing a Methodology	Guidelines for Developing Proposed Methodology	<ul style="list-style-type: none"> • JCM Proposed Methodology Form https://www.jcm.go.jp/forms/bd/proposed_methodology_form_pdf/JCM_BD_F_PM_ver02.0.pdf • JCM Proposed Methodology Spreadsheet Form https://www.jcm.go.jp/forms/bd/proposed_methodology_spreadsheet_pdf/JCM_BD_F_PMS_ver02.0.pdf
	Developing a PDD	Guidelines for Developing Project Design Document and Monitoring Report	<ul style="list-style-type: none"> • JCM Project Design Document Form https://www.jcm.go.jp/forms/bd/pdd_pdf/JCM_BD_F_PDD_ver02.0.pdf • JCM Modalities of Communication Statement Form
	Monitoring	JCM Project Cycle Procedure	<ul style="list-style-type: none"> • Monitoring Plan Sheet • Monitoring Structure Sheet • Monitoring Report Sheet
	TPE, Validation and Verification	<ul style="list-style-type: none"> • JCM Guidelines for Designation as a Third - Party • JCM Guidelines for Validation and Verification 	<ul style="list-style-type: none"> • JCM Application Form for Designation as a Third-Party Entity https://www.jcm.go.jp/forms/bd/application_form_designation_third_party_entity_pdf/JCM_BD_F_TPE_ver02.0.pdf • JCM Validation Report Form • JCM Verification Report Form
	Registration	JCM Project Cycle Procedure	<ul style="list-style-type: none"> • JCM Project Registration Request Form
	Credit Issuance	JCM Project Cycle Procedure	<ul style="list-style-type: none"> • JCM Credits Issuance Request Form

Chapter 1: Overview of Joint Crediting Mechanism (JCM)

1-1. Bilateral Document

- ◆ Japanese government and Bangladesh government signed on the Low Carbon Growth Partnership between the Japanese side and the Bangladesh side on March 19th, 2013.
- ◆ In order to promote investment and deployment of low carbon technologies, products, systems, services, and infrastructure to achieve low carbon growth in Bangladesh, establish a Joint Crediting Mechanism (JCM). [Doc., para 3]
[Note: the bilateral agreement was signed to establish "Bilateral Offset Credit Mechanism" or BOCM. However, both side later agreed to change the official name to the Joint Crediting Mechanism (JCM) to be in line with the name agreed with other partner countries] [JC03 Mtg Rep]
- ◆ Verified reductions or removals from the mitigation projects under the JCM can be used as a part their own internationally pledged greenhouse gases mitigation efforts. [Doc., para 5]
- ◆ Both sides ensure the robust methodologies, transparency and the environmental integrity of the JCM and maintain the JCM simple and practical, to promote concrete actions for global greenhouse gases emissions reductions or removals. [Doc., para 6]
- ◆ Both sides work in close cooperation to facilitate financial, technological and capacity building support necessary for the implementation of the JCM. [Doc., para 8]
- ◆ The JCM starts its operation as the non-tradable credit type mechanism. [Doc., para 9]
- ◆ This partnership covers the period until a possible coming into effect of a new international framework under the Convention. Both sides consider possible extension of this partnership and reach a conclusion before its termination, taking into account, *inter alia*, the progress made in the United Nations negotiations on climate change. [Doc., para 11, Rol ver.2, para 42]

GHG are those gases of carbon dioxide (CO₂), methane (CH₄), nitrous oxide (N₂O), hydrofluorocarbons (HFCs), perfluorocarbons (PFCs), sulphur hexafluoride (SF₆) and nitrogen trifluoride (NF₃) as adopted by CMP8.

[Rol ver.2, para 2]

Japan's Intended Nationally Determined Contributions (INDC) towards post-2020 GHG emission reductions is at the level of a reduction of 26.0% by fiscal year (FY) 2030 compared to FY 2013 (25.4% reduction compared to FY 2005) (approximately 1.042 billion t-CO₂eq. as 2030 emissions), ensuring consistency with its energy mix, set as a feasible reduction target by bottom-up calculation with concrete policies, measures and individual technologies taking into adequate consideration, *inter alia*, technological and cost constraints, and set based on the amount of domestic emission reductions and removals assumed to be obtained.

- The JCM is not included as a basis of the bottom-up calculation of Japan's emission reduction target, but the amount of emission reductions and removals acquired by Japan under the JCM will be appropriately counted as Japan's reduction.

- Apart from contributions achieved through private-sector based projects, accumulated emission reductions or removals by FY 2030 through governmental JCM programs to be undertaken within the government's annual budget are estimated to be ranging from 50 to 100 million t-CO₂.

[GoJ Aug 2016]

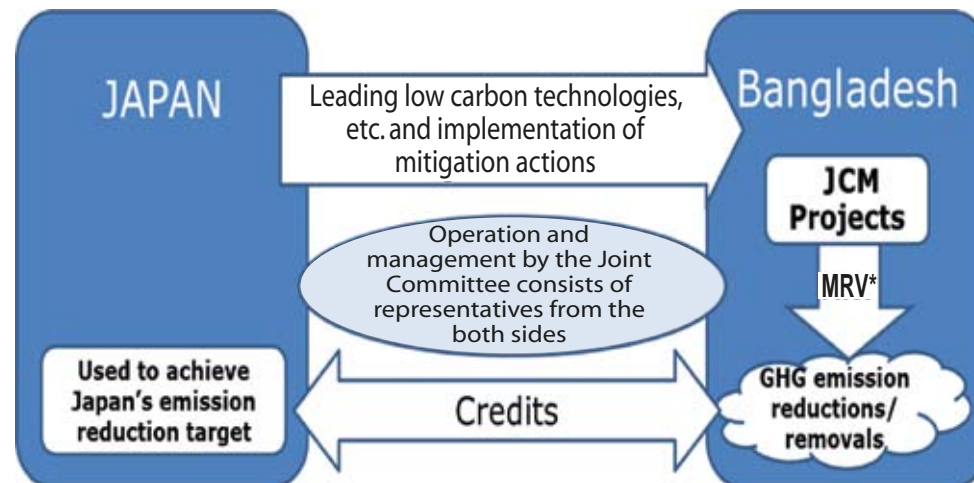
1-2. Concept of the JCM

The JCM has the following purposes [RoI ver.2, para 1]:

- ☞ To facilitate diffusion of leading low carbon technologies, products, systems, services, and infrastructure as well as implementation of mitigation actions, and contributing to sustainable development of the People's Republic of Bangladesh;
- ☞ To appropriately evaluate contributions to GHG emission reductions or removals from Japan in a quantitative manner, through mitigation actions implemented in the People's Republic of Bangladesh and use those emission reductions or removals to achieve emission reduction targets of Japan;
- ☞ To contribute to the ultimate objective of the UNFCCC by facilitating global actions for emission reductions or removals.

- ☞ The JCM starts its operation as the non-tradable credit type mechanism. Both sides continue consultation for the transition to the tradable credit type mechanism and reach a conclusion of such consultation at the earliest possible timing, taking account of implementation of the JCM [RoI ver.2, para 4]
- ☞ Both sides aim for concrete contributions to assisting adaptation efforts of developing countries through the JCM after the JCM is converted to the tradable credit type mechanism. [Doc., para 10]
- ☞ Each side checks the status of the issuance and use of credits and makes sure that no double counting is discovered. [RoI ver.2, para 41]
- ☞ Each side takes necessary measures to ensure transparency in the implementation of the JCM. [RoI ver.2, para 16]

Figure: the JCM scheme between Bangladesh and Japan



*measurement, reporting and verification

Chapter 2: JCM project cycle

Step	Main Actor(s)	Activity	Output (documents)
(0) Development of methodologies	<ul style="list-style-type: none"> ◆ PP ◆ JC 	<ul style="list-style-type: none"> ◆ Each side or project participants (PPs) prepares a draft methodology and submits it to the Joint Committee (JC). The submitted draft methodology, after its completeness being checked, goes through public inputs process. The JC determines either to approve or reject the draft. [Rol ver.1, para 20-21, PCP ver.2 para 6] <ul style="list-style-type: none"> ☞ There is a formal procedure for submission of a proposed methodology (chap.4) 	<ul style="list-style-type: none"> 1. Proposed methodology 2. Proposed Methodology Spreadsheet
(1) Making the project design document (PDD)	<ul style="list-style-type: none"> ◆ PP 	<ul style="list-style-type: none"> ◆ PPs make a draft project design document (PDD) for a JCM project activity (chap.5). The draft PDD consists of a completed “JCM Project Design Document Form” and monitoring plan [PCP ver.2 para 29]. 	<ul style="list-style-type: none"> 1. PDD and Monitoring Spreadsheet 2. MoC
(2) Validation	<ul style="list-style-type: none"> ◆ TPE ◆ PP 	<ul style="list-style-type: none"> ◆ Validation is the process of independent evaluation of a proposed JCM project by a third-party entity (TPE) against the validation guidelines as developed by the JC on the basis of the PDD. [Rol ver.2, para 24] <ul style="list-style-type: none"> ☞ There is a formal procedure for validation. (chap.6) 	<ul style="list-style-type: none"> Validation report
(3) Registration	<ul style="list-style-type: none"> ◆ JC 	<ul style="list-style-type: none"> ◆ Registration is the formal acceptance by the JC of a validated project as a JCM project. [Rol ver.2, para 27] <ul style="list-style-type: none"> ☞ There is a formal procedure for request for registration. (chap.6) ◆ If there are changes from the project activity as described in the registered PDD, PPs can notify and request approval of such changes. (chap.7) 	<ul style="list-style-type: none"> Project reference number

Step	Main Actor(s)	Activity	Output (documents)
(4) Monitoring a JCM project activity	◆ PP	<ul style="list-style-type: none"> ◆ PPs implement a JCM project and monitor GHG emission reductions or removals by the JCM project based on the PDD. [RoI ver.2, para 30] <ul style="list-style-type: none"> ☞ Monitoring plan may be revised. ◆ Project participants prepare a monitoring report and request a third-party entity for verification. [RoI ver.2, para 32] 	Monitoring report
(5) Verification	◆ TPE ◆ PP	<ul style="list-style-type: none"> ◆ Verification is the periodic independent review and ex post determination by a TPE of the monitored GHG emissions reductions or removals as a result of a registered JCM project during the verification period. [RoI ver.2, para 31] <ul style="list-style-type: none"> ☞ There is a formal procedure for verification. (chap.8) 	Verification report
(6) Issuance of credits	◆ PP ◆ JC	<ul style="list-style-type: none"> ◆ PPs request the JC to notify each side to issue the credits to its respective account in the registry on the basis of the verification report with the determined allocation of the credits among the PPs. The JC conducts a completeness check on the request, including for allocation of the credits among the PPs, and notifies each side of the result. [RoI ver.2, para 37-38] <ul style="list-style-type: none"> ☞ There is a formal procedure for issuance of credits. (chap.8) 	Credit serial number in the registry
(7) Use of credits	◆ Each side	<ul style="list-style-type: none"> ◆ Credits issued by each side can be used to achieve emission reduction targets of both sides. [RoI ver.2, para 39] 	(depends on each side policy)

BOX: JCM project cycle procedure (PCP) version 03.0 [PCP ver.2]

☞ This procedure describes the administrative steps to follow for PPs, TPE, other stakeholders, the JC, the secretariat and both sides for approval of a methodology, registration of a JCM project, issuance of credits and related actions.

Chapter 3: JCM-related body

3-1. Japanese government and Bangladesh government

◆ Both sides [Doc., para 2-11]:

- ☞ Hold close policy consultations at various levels for cooperation toward low carbon growth under the UN, at the regional and bilateral frameworks.
- ☞ Establish the JC to operate the JCM.
- ☞ Work in close cooperation to facilitate financial, technological and capacity building support necessary for the implementation of the JCM.
- ☞ Continue consultation for the transition to the tradable credit type mechanism and reach a conclusion of such consultation at the earliest possible timing, taking account of implementation of the JCM.
- ☞ Aim for concrete contributions to assisting adaptation efforts of developing countries through the JCM after the JCM is converted to the tradable credit type mechanism.
- ☞ In conjunction with meetings of the JC, conduct policy consultations about the relevant policy measures of the JCM. [RoI ver.2, para 12]

◆ Each side [RoI ver.2, para 14-17, 33, 39]

- ☞ Based on the rules and guidelines as developed by the JC and/or in accordance with relevant domestic laws and regulations in respective countries for the implementation of the JCM:
 - a) Prepares draft methodologies and submits them to the JC;
 - b) Establishes and maintains a registry in line with the common specifications for registries, as developed by the JC;
 - c) On the basis of notification for issuance of credit by the JC (including for allocation of credits among participants), issues the notified amount of credits to its registry.
- ☞ Promptly informs the JC on the issuance of credits under the JCM.
- ☞ Takes necessary measures to ensure transparency in the implementation of the JCM.
- ☞ The Japanese side informs the Bangladesh side of incentive schemes for projects under the JCM immediately after such schemes start.
- ☞ Designates members of the JC from the respective sides and notifies the other side of this designation in writing. [RoP ver.2, para 5]
- ☞ Neither side uses any mitigation projects registered under the JCM for the purpose of any other international climate mitigation mechanisms to avoid double counting. Each side checks the status of the issuance and use of credits and makes sure that no double counting is discovered. [Doc., para 7, RoI ver.2 para 41]

BOX: Support by Japanese government [GoJ Aug 2016] [http://www.mmechanisms.org/document/20160822_JCM_goj_eng.pdf]

Finance support		Capacity building
<ul style="list-style-type: none">• Financing Programme for JCM Model Projects• Collaborative Financing Programme (JICA and other governmental affiliated financial institute)	<ul style="list-style-type: none">• ADB trust fund (JF JCM)• JCM Demonstration Projects• JCM Special Financing Scheme (JSF)	Feasibility study

3-2. JCM Joint Committee (JC)

[Doc., para 4, RoI ver.2, para 5-12, 21-23]

- ◆ The JC consists of representatives from both Japanese government and Bangladesh government.
- ◆ The JC:
 - ☞ Develops or modify rules of procedures of the JC, rules and guidelines regarding the JCM, methodologies to quantify the amount of GHG emission reductions or removals, requirements for designation of TPEs, and other matters relating to the implementation and administration of the JCM as necessary.
 - ☞ Modifies the “Rules of Implementation for the Joint Crediting Mechanism (JCM)” and the “Joint Crediting Mechanism Rules of Procedures for the Joint Committee”.
 - ☞ Designates, suspend or withdraw the TPE.
 - ☞ On the basis of a request for registration of JCM projects submitted by PPs, registers JCM projects which were validated by the TPE.
 - ☞ On the basis of a request for notification to each side for issuance of credits submitted by project participants, the JC notifies both sides to issue the credits which were verified by the TPE.
 - ☞ Develops reports on the status of the implementation of the JCM and, where necessary, discusses issues related to the operation and management of the JCM.
 - ☞ Establishes its secretariat for the implementation of the JCM.

Members of the JC [RoP ver.2, para 4-8]

- ☞ Members of the JC designated by each side may not exceed 10. Members may be increased, decreased, or changed as long as they stay within the allowed number at any time with prior written notification of both sides.
- ☞ Each member of the JC should have no personal or direct financial interest in any matter under consideration by the JC.
- ☞ The JC has two Co-Chairs to be appointed by each side upon notification of each other with one of the Co-Chairs appointed by the Bangladesh side and the other appointed by the Japanese side, respectively. In case a Co-Chair resigns, the side which appointed the leaving Co-Chair, appoints his or her replacement.
- ☞ Each Co-Chair may designate an alternate from members of the JC from each side to perform the function of the Co-Chair. Such designation is distributed electronically or otherwise, in written form.

Meeting [RoP ver.2, para 9-15]

◆ Schedule

☞ The JC meets as necessary but no less than once a year.

☞ The secretariat gives notice of the date of each meeting no less than two weeks prior to the date of the meeting, in consultation with the Co-Chairs.

☞ The secretariat provides the agenda of each meeting no less than two weeks prior to the date of the meeting, and final draft of documents for the meeting no less than five working days prior to the date of the meeting, in consultation with the Co-Chairs.

◆ Decision in the meeting

☞ Decision by the JC is adopted by consensus.

☞ The Co-Chairs ascertain whether consensus has been reached. The Co-Chairs declare that a consensus does not exist if there is a stated objection to the proposed decision by a member of the JC.

◆ Attendance

☞ An alternate of each member of the JC from the respective side may attend the meetings of the JC to perform the function of the member of the JC. Such substitution is informed by electronic means or otherwise in written form prior to the concerned meeting.

☞ Meetings of the JC may be open to observers approved by both sides, except where otherwise decided by the JC.

Decision by electronic means and conference call [RoP ver.2, para 16-18]

☞ The JC may adopt decisions by electronic means provided that all the following procedures are made:

(a) The proposed decisions are distributed by the Co-Chairs to all members of the JC by electronic means.

(b) The proposed decisions are deemed as adopted when, (i) no member of the JC has provided negative assertion by electronic means within 10 calendar days after distribution of the proposed decisions and both Co-Chairs have made affirmative assertion by electronic means, or (ii) all members of the JC have made affirmative assertion by electronic means.

☞ If a negative assertion is made by one of the members of JC, the Co-Chairs take into account the opinion of the member and take appropriate actions.

☞ The JC may hold conference calls to assist making decisions by electronic means.

[RoP ver.2, para 24-25]

☞ Members of the JC, the secretariat or any other bodies or persons that have been delegated the work to assist the JC respect the confidentiality of all confidential information acquired in his/her position and not make improper use of or disclose such confidential information to third parties.

☞ The full text of all decisions of the JC is made publicly available after the decisions are adopted.

3-3. The Support Structure of JC [RoI ver.2, para 21-23]

◆ Secretariat

☞ JC establishes its secretariat for the implementation of the JCM. [RoI ver.2, para 13]

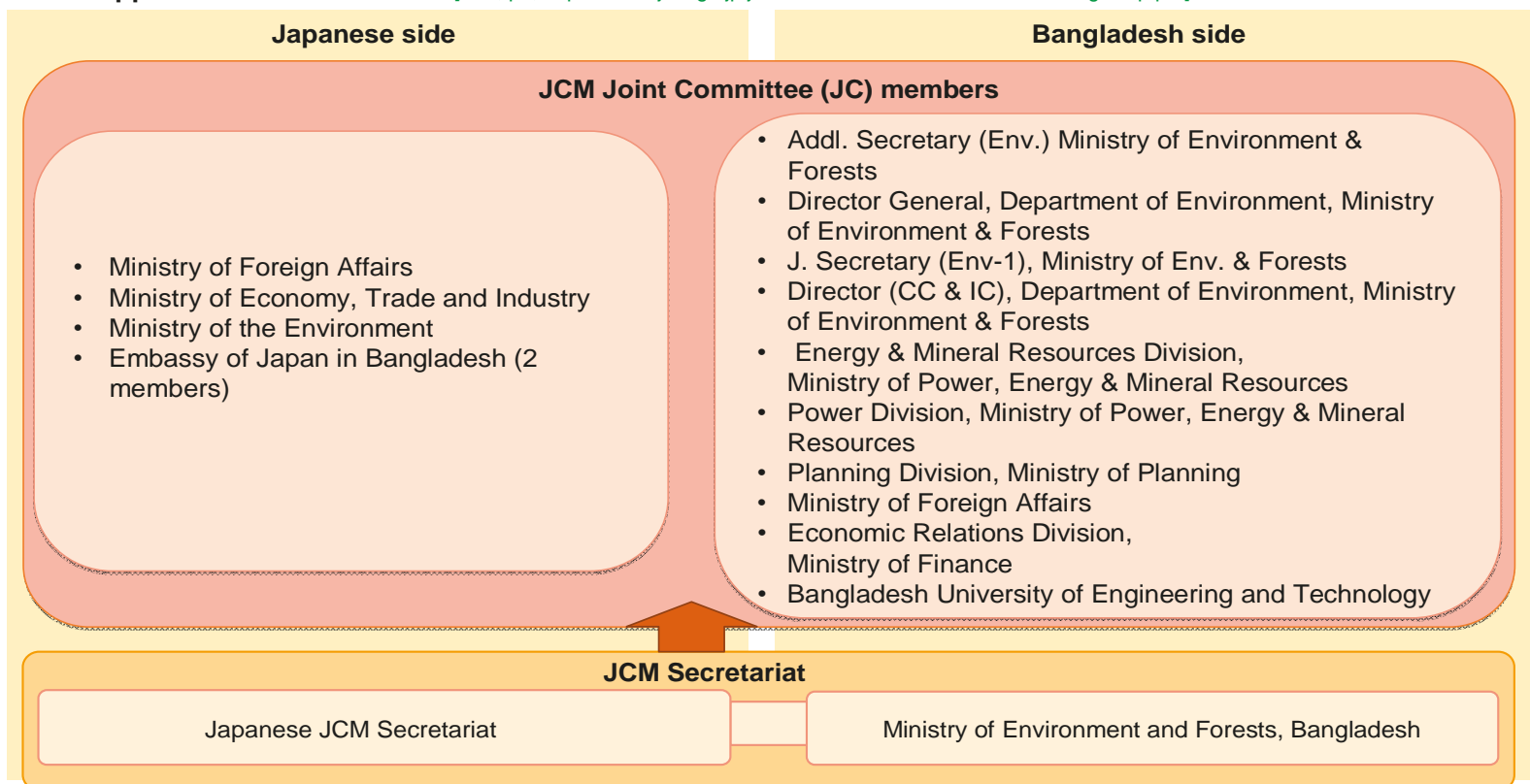
☞ The secretariat services the JC by performing the work that the JC requires.

◆ External assistance

☞ JC may establish panels necessary to assist it in the performance of its functions. The rules and procedures of such panels are decided by the JC.

☞ The JC may decide to appoint external experts to assist part of its work on a case-by-case basis.

The support structure of JCM JC [JC2, p1, https://www.jcm.go.jp/jc_decisions/113/JCM_BD_JC02_Mtg_Rep.pdf]



3-4. Third Party Entity (TPE)

- ◆ A TPE that is designated by JC [Rol ver.2, para 18, 22-23]
 - (a) On the basis of requests from PP, validates the project as described in a PDD prepared by the PPs, in line with the guidelines for the validation as developed by the JC, and informs the validation result to the PPs;
 - (b) On the basis of requests from PPs, verifies GHG emission reductions or removals achieved by the JCM project as described in the monitoring report prepared by the PPs, in line with the guidelines for the verification of GHG emission reductions or removals as developed by the JC, records the verification result in a verification report and sends the report to the PPs.
- ◆ Upon receiving an application for designation of a TPE submitted by a candidate, the JC designates a TPE in line with the guidelines for the designation as a TPE, and makes publicly available the relevant information on the designated TPE through a website.
- ◆ The JC may suspend or withdraw the designation of a TPE if it has found fraud, malfeasance or incompetence of the entity.

Requirements for designation as a TPE [GL TPE ver.2, para 9-11]

To be designated as a TPE, a candidate entity fulfills all requirements as follows:

- ◆ Candidate entities are either:
 - ☞ Entities accredited under ISO 14065 by an accreditation body that is a member of the International Accreditation Forum (IAF) and/or the Pacific Accreditation Cooperation (hereinafter referred to as “PAC”) based on ISO 14064-2; or
 - ☞ Designated Operational Entities (DOEs) or operational entities accredited by the Executive Board under the Clean Development Mechanism (CDM).
- ◆ Candidate entities have sufficient knowledge of the JCM between Bangladesh and Japan by reading and knowing all applicable rules and guidelines of the JCM.

Sectoral scope [GL TPE ver.2 para 12, 14, 17]

- ◆ When the Joint Committee designates the candidate entity, applicable sectoral scopes under the JCM for such entity are decided on the basis of:
 - (a) In case the candidate entities are accredited under ISO 14065, sectoral competence of the candidate entities as described in their application; and
 - (b) In case the candidate entities are designated/accredited under the CDM, the sectoral scopes identical to those under the CDM unless otherwise decided by the JC.
- ◆ Sectoral scopes under the JCM are described in Annex 1 [GL TPE ver.2].
- ◆ When a TPE wishes to be designated under the JCM for additional sectoral scopes, the TPE submits the application form and seeks its designation for those sectoral scopes.

Procedure for designation as a TPE [GL TPE ver.2 para, 13, 15-16, 18]

- ◆ Candidate entity submits the application form to the JC.
- ◆ The secretariat checks whether the application form is complete, and communicates the result to the candidate entity within 7 days after the receipt of the submission.
- ◆ When the application is deemed complete, the JC determines whether to designate the candidate entity as a TPE or reject the application.
- ◆ The secretariat notifies the result of the above decision to the candidate entity and makes the relevant information of the designated TPE and the sectoral scopes publicly available through the JCM website.

Suspension, withdrawal and reinstatement of the designation [GL TPE ver.2, para 20]

- ◆ The designation is suspended or withdrawn under the following conditions:
 - (a) When the JC decides that the TPE no longer complies with the applicable JCM rules and guidelines following the review conducted by the JC;
 - (b) When the status of the TPE changes regarding accreditation under ISO 14065 and/or accreditation/designation under the CDM; and
 - (c) When the TPE voluntarily withdraws its designation status under the JCM.

a. Procedures for suspension or withdrawal following a review [GL TPE ver.2, para 21-22]

- ◆ The JC may conduct a review on whether a TPE continues to comply with the applicable JCM rules and guidelines. Such review may include on-site visits to evaluate the performance of a TPE. The JC may decide to appoint external experts or organizations which assist part of its work regarding the review.
- ◆ If the JC has carried out a review and found that the TPE no longer complies with the applicable JCM rules and guidelines, the JC decides on whether to suspend or withdraw the designation of the TPE for some or all sectoral scopes, but only after the TPE has had the possibility of a hearing. The suspension or withdrawal immediately commences on the date when the decision is taken by the JC.

b. Procedures for suspension or withdrawal due to changes in the status of the TPE regarding accreditation under ISO 14065 and/or accreditation/designation under the CDM [GL TPE ver.2, para 23-26]

- ◆ For a TPE accredited only under ISO 14065, when its accreditation under ISO 14065 is suspended or withdrawn for some or all sectoral scopes, the designation of the TPE for the corresponding sectoral scopes under the JCM is suspended or withdrawn on the date such suspension or withdrawal commences. "Withdrawal for some sectoral scopes" is described as "reducing scopes" under ISO 14065.
- ◆ For a TPE designated only under the CDM, when the accreditation/designation is suspended or withdrawn for some or all sectoral scopes, the designation of the TPE for the corresponding sectoral scopes under the JCM is suspended or withdrawn on the date such suspension or withdrawal commences.
- ◆ For a TPE accredited under ISO14065 and designated under the CDM:
 - (a) When either accreditation under ISO 14065 or accreditation/designation under the CDM is suspended or withdrawn for some or all sectoral scopes, the designation of the TPE for the corresponding sectoral scopes under the JCM is suspended or withdrawn on the date such suspension or withdrawal commences except for the cases described in subparagraphs (b) and (c) below;
 - (b) When either the TPE voluntarily withdraws the accreditation for some or all sectoral scopes under ISO 14065 or the TPE voluntarily withdraws the accreditation for some or all sectoral scopes under the CDM, without being suspended, the designation of the TPE under the JCM is maintained for the corresponding sectoral scopes for which the TPE continues its accreditation or designation under the other programme; and
 - (c) When either the TPE voluntarily withdraws the accreditation for some or all sectoral scopes under ISO 14065 or the TPE voluntarily withdraws the accreditation for some or all sectoral scopes under the CDM, which is currently under suspension, the designation of the TPE for the corresponding sectoral scopes under the JCM is suspended until the JC decides whether to withdraw or reinstate the designation.

☞ In case the status of the TPE falls under the conditions described above, the TPE notifies the JC of such status without delay.

Procedures following suspension or withdrawal [GL TPE ver.2, para 30-34]

- ◆ When the designation of a TPE is suspended or withdrawn for some or all sectoral scopes, the JC makes the name of the TPE, its status regarding sectoral scopes suspended or withdrawn and the reasons for the suspension or withdrawal publicly available through the JCM website without delay.
- ◆ When the designation of a TPE is suspended or withdrawn for some or all sectoral scopes, the TPE notifies all affected organizations including PPs which the TPE is under contract to perform JCM validation and/or verification activities by the time of suspension or withdrawal.
- ◆ When the designation of a TPE is suspended, the TPE may continue its ongoing JCM validation and/or verification activities for which the contract was in force at the time of its suspension.
- ◆ When the designation of a TPE is withdrawn for some or all sectoral scopes, the TPE does not continue any JCM validation and/or verification activities for the sectoral scopes withdrawn.
- ◆ Projects which had been already validated or verified by the TPE are not affected by its suspension or withdrawal, however, the JC may conduct any actions to these projects.

Procedures for reinstatement of designation [GL TPE ver.2, para 35-36, 38-39]

- ◆ When a TPE, whose designation is suspended or withdrawn for some or all sectoral scopes since it no longer complies with the applicable JCM rules and guidelines following the review conducted by the JC, wishes its designation to be reinstated, the TPE submits the application form and documents which explain corrective actions for the causes of its suspension.
- ◆ When a TPE, whose designation is suspended or withdrawn for some or all sectoral scopes since it ceased to meet the conditions described for accreditation under ISO 14065 and/or designation under the CDM, wishes its designation to be reinstated after the suspension is lifted or the accreditation is reinstated under ISO 14065 and/or the CDM, the TPE submits the application form.
- ◆ When the designation of a TPE is reinstated, the secretariat makes the name of the TPE and its reinstated sectoral scopes publicly available through the JCM website without delay.
- ◆ The JC decides on whether to reinstate the designation of the suspended or withdrawn TPE based on the submitted documents.

Voluntary withdrawal by a TPE [GL TPE ver.2, para 31-33]

- ◆ A TPE may withdraw its designation status for some or all sectoral scopes by submitting the letter through electric means, indicating the name of the TPE, sectoral scopes that the TPE wishes to withdraw; and date when the TPE wishes to withdraw its designation.
- ◆ Voluntary withdrawal of the designation by a TPE for some or all sectoral scopes is effective on the same date indicated above.
- ◆ Voluntary withdrawal of the designation by a TPE does not free the TPE from its contractual arrangement, including costs related to assessment conducted before withdrawal of designation of the TPE.

BOX: JCM Guidelines for Validation and Verification version 1.0 (VV Guidelines) [GL VV ver.2]

- ☞ These Guidelines are applicable to TPEs that are under contractual arrangement with PPs to validate or verify any JCM projects based on JCM methodologies previously approved by JC.

BOX: JCM Guidelines for Designation as a Third-Party Entity version 1.0 [GL TPE ver.2]

- ☞ These Guidelines are applicable to candidate entities, TPEs, the JC and the secretariat with respect to designation, suspension and withdrawal of TPEs.

3-5. Project participants (PP)

◆ Project participants: [RoI ver.2, para 19]

- ☞ Prepare a draft methodology and submit the draft to the JC for its approval
- ☞ Prepare a draft PDD and submit the draft to a TPE for validation and notify the JC
- ☞ Submit the PDD that was validated by the TPE to the JC for its registration of the project
- ☞ Implement the JCM project and conduct monitoring in line with the PDD
- ☞ Prepare a monitoring report and send the report to a TPE for verification
- ☞ Submit a verification report prepared by the TPE to the JC, and request notification to each side for issuance of credits under the JCM.

3-6. Procedures for modalities of communication (MoC)

Procedure for MoC [PCP ver.2, para 37-39, 43]

- ◆ The PPs of a JCM project designate two focal point entities (focal points) from the PPs to communicate on their behalf with the JC and the secretariat in line with scopes of authority and include this information in an MoC.
- ◆ After the submission of an MoC of a proposed JCM project, all official communication between the PPs and the JC, the secretariat, or each side for the specific project is conducted through the focal point.
- ◆ The PPs submit an MoC to the JC and the TPE, at the time of submitting the draft PDD to the TPE for validation and the JC for public inputs, using the latest version of the “JCM Modalities of Communication Statement Form” (MoC form). The contact details of the focal points and other PPs are included in the MoC form.
- ◆ The secretariat publishes the MoC form on the JCM website following the registration of the project. The MoC is shared only among the PPs, the JC, the secretariat and the TPE involved in the JCM project. The secretariat makes sections 1 to 4 of the MoC without specimen signatures publicly available.

Focal point [PCP ver.2, para 40-42]

◆ The PPs grant the focal points the authority to:

- (a) Communicate in relation to requests for issuance of credits to respective accounts;
- (b) Communicate in relation to requests for addition and/or voluntary withdrawal of PPs and changes to the focal point, as well as changes to company names, legal status, contact details and specimen signatures; and
- (c) Communicate on all other project-related matters not covered by subparagraphs (a) and (b) above.

◆ The PPs and the focal points designate one primary authorized signatory and one alternate authorized signatory. The signature of either the primary or alternate authorized signatory suffices for authenticating the PP's or the focal points' consent or instruction(s).

◆ The PPs do not include or refer to private contractual arrangements in an MoC.

3-6. procedure for modality of communication (MoC)

Changes to registered modalities of communication [PCP ver.2, para 103-104, 106-110]

- ◆ The focal point of the JCM project requests changes to the contents of the registered MoC to the secretariat as soon as possible after the changes become effective.
- ◆ The authorized signatories or the legal representatives of the PPs may directly notify the secretariat on any issues regarding the contents of the registered MoC by electronic means.
- ◆ The secretariat requests a new submission of a MoC form whenever the secretariat identifies inconsistencies or inaccuracies in a submitted MoC.
- ◆ Focal points use the latest version of the MoC form to request changes to the MoC and submits it to the secretariat by electronic means.
- ◆ Focal points or PPs who submit the MoC form ensures that:
 - (a) Supporting documentation, including powers of attorney, or extracts from board meeting minutes or company association documentation, or extracts/certificates from national company registries that cannot be verified online, is dated or notarized within 2 years from the time of submission of a request for change to established MoC. This time limitation does not apply to copies of national personal identity documents;
 - (b) To the extent possible, changes applicable to more than one JCM project or multiple changes affecting the same JCM project are consolidated in a single form.
- ◆ Legal representatives signing on behalf of entities provide written evidence that they are authorized to sign on behalf of the respective entities.
- ◆ The secretariat may request additional clarification and/or documentation if submissions do not clearly provide evidence.
- ◆ The secretariat displays the updated MoC including its annex 1 as necessary and their effective dates on the JCM website.

Changes to focal points [PCP ver.2, para 111-112]

- ◆ The PPs for a registered JCM project may change the designation of the focal point for any reason and at any time by submitting a new MoC form signed by all PPs, either through the focal point or any of the PPs directly.
- ◆ The legal representative of a focal point may submit the MoC form in line with above if the primary and alternate authorized signatories of the focal point concerned are no longer available.

Changes to PPs [PCP ver.2, para 113-114]

- ◆ If the PPs of a registered JCM project have changed after the registration of the project, the focal point submits annex 1 of the MoC form for each of the following changes:
 - (a) Addition of a PP;
 - (b) Changes related to entity names/legal status;
 - (c) Withdrawal of a PP. If a PP has ceased operations due to bankruptcy or other reasons and is unable to sign the MoC form, the submission is accompanied by documented evidence of the cessation.
 - (d) Changes related only to contact details and specimen signatures.
- ◆ A PP added to a registered JCM project accepts the existing MoC unless a new MoC is submitted simultaneously.

Chapter 4: JCM project methodology

4-1. Methodology structure [Glos ver.2, No.19-21] [GL PM ver.2, para 16]

◆ A methodology is applied to JCM projects for calculating emission reductions achieved by each project and monitoring the JCM project.

Proposed Methodology

- ☞ A methodology that has been submitted to the JC for approval.
- ☞ Consists of Proposed Methodology form and Proposed Methodology Spreadsheet.

Proposed Methodology Spreadsheet

- ☞ Defines a monitoring plan and enables calculation of GHG emission reductions automatically through inputting values.
- ☞ Consists of an input sheet and calculation process sheet.

Input sheet

Contains all the parameters to be monitored *ex post*, project-specific parameters to be fixed *ex ante* by the PPs (e.g. historical data) as well as the default factors which can be changed by the PPs. For each parameter, the methodology proponents fill in all the required fields, except for those of the inputted values.

Calculation Process Sheet

Contains all the default values which cannot be changed by the PP, calculation process to derive reference emissions and project emissions, and the resulting emission reductions.

Approved methodology

- ☞ A methodology that has been approved by the JC for application to JCM projects.
- ☞ Consists of an approved methodology document and a Monitoring Spreadsheet.

Monitoring spreadsheet

- ☞ Consists of a Monitoring Plan Sheet, Monitoring Structure Sheet, and Monitoring Report Sheet.

Monitoring Plan Sheet

is used before validation for developing a monitoring plan and calculating emission reductions *ex ante*.

Monitoring Structure Sheet

is used before validation for developing an operational and management structure to be implemented in order to conduct monitoring;

Monitoring Report Sheet

is used before verification for developing a monitoring report and calculating emission reductions *ex post*.

- ☞ Monitoring Plan Sheet and Monitoring Report Sheet include input sheet and calculation process sheet which are prepared based on the Proposed Methodology Spreadsheet. The Monitoring Structure Sheet is added by the secretariat after the approval of the proposed methodology by the JC.

BOX: JCM Guidelines for Developing Proposed Methodology (Methodology Guidelines) [GL PM ver.2, para 1]

- ☞ These guidelines are intended to assist each side or methodology proponents in preparing proposed methodologies for the JCM and referred to by the JC in developing and assessing proposed methodologies.

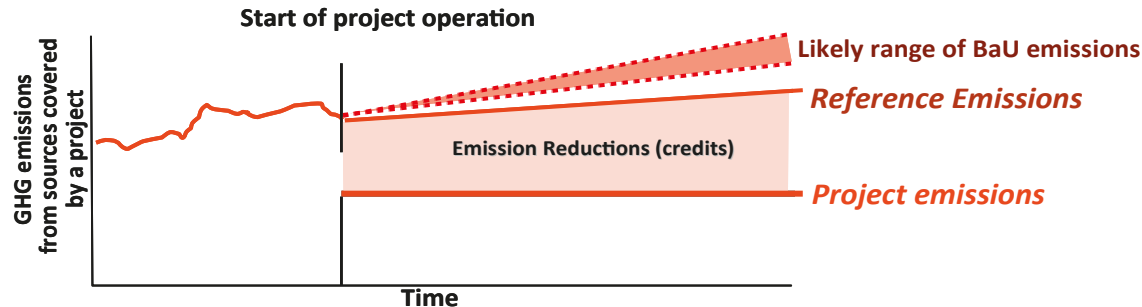
4-2. Reference emissions [GL PM ver.2, para 7-8, Glos ver.2, no.6-7]

◆ In the JCM, emission reductions to be credited are defined as the difference between reference emissions and project emissions.

◆ The *reference emissions* are

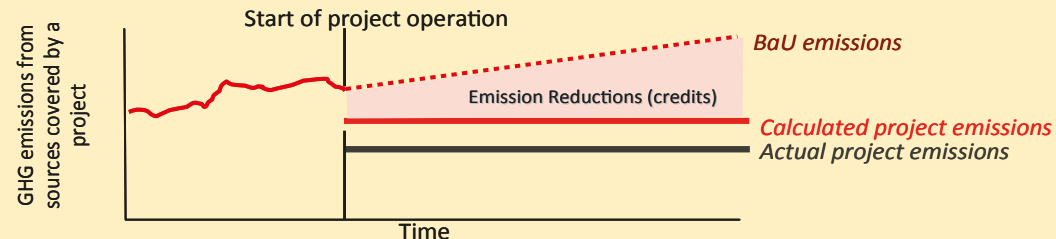
- ☞ Calculated to be below business-as-usual (BaU) emissions which represent plausible emissions in providing the same outputs or service level of the proposed JCM project in Bangladesh (to ensure a net decrease and/or avoidance of GHG emissions.)
- ☞ Calculated by multiplying a crediting threshold which is typically expressed as GHG emissions per unit of output by total outputs.
- ☞ Crediting threshold is typically expressed as GHG emissions per unit of output and established *ex ante* in the methodology applicable for the same project type in the host country. It should also be established conservatively.

Figure: Indicative diagram of the relationship between the BaU emissions, reference emissions and project emissions



BOX: Alternative way to realize net reduction [GoJ Aug 2016]

- ☞ Using conservative default values in parameters to calculate project emissions instead of measuring actual values will lead calculated project emissions larger than actual project emissions.



4-3. Eligibility criteria [GL PM ver.2, para 9, Glos ver.2, no.4]

- ◆ Eligibility criteria are requirements for the JCM project defined in the JCM methodology and contain the followings:
 - (a) Requirements for the project in order to be registered as a JCM project.
 - (b) Requirements for the project to be able to apply the approved methodology.

BOX: Eligibility criteria [GoJ Aug 2016]

- ◆ Eligibility criteria;
 - ☞ Clearly defined in the methodology can reduce the risks of rejection of the projects proposed by project participants.
 - ☞ A “check list” will allow easy determination of eligibility of a proposed project under the JCM and applicability of JCM methodologies to the project.
 - ☞ Both Governments determine what technologies, products, etc. should be included in the eligibility criteria through the approval process of the JCM methodologies by the JC.
 - ☞ PPs can use the list of approved JCM methodologies when applying for the JCM project registration.

◆ Examples:

(a) Requirements for the project in order to be registered as a JCM project.

- ☞ Basis for the assessment of validation and registration of a proposed project
- ☞ Example
 - ✓ Introduction of xx (products/technologies) whose design efficiency is above xx (e.g. output/kWh) **<Benchmark Approach>**
 - ✓ Introduction of xx (specific high efficient products/technologies, such as air conditioner with inverter, electric vehicles, or PV combined with battery) **<Positive List Approach>**

(b) Requirements for the project to be able to apply the approved methodology

- ☞ Example
 - ✓ Existence of historical data for x year(s)
 - ✓ Electricity generation by xx (e.g. PV, wind turbine) connected to the grid
 - ✓ Retrofit of the existing boiler
- ☞ Same as “applicability condition of the methodology” under the CDM

4-4. Methodology development [GL PM ver.2, para 13, 15, 17-18] [PCP ver.2, para 6]

- ◆ Methodology proponents provide supporting documents to justify key logical and quantitative assumptions regarding the choice of eligibility criteria, default values and establishment of reference emissions
- ◆ The Japanese side, the Bangladeshi side or PPs are applicable to be methodology proponents.
- ◆ The proposed methodology:
 - ☞ Describes the procedures in a manner that is sufficiently explicit to enable the methodology to be used, be applied to projects unambiguously, and be reproduced by a third party;
 - ☞ Is possible for projects following the methodology to be subjected to JCM validation and/or verification;
 - ☞ Includes all algorithms, formulae, and step-by-step procedures needed to apply the methodology and validate the project, i.e. calculating reference emissions and project emissions;
 - ☞ Provides instructions for making any logical or quantitative assumptions that are not provided in the methodology and is made by the methodology user;
 - ☞ Avoids the intentional increase of credits caused by perverse incentives (e.g. when an increase in output is triggered by incentive to increase credits).

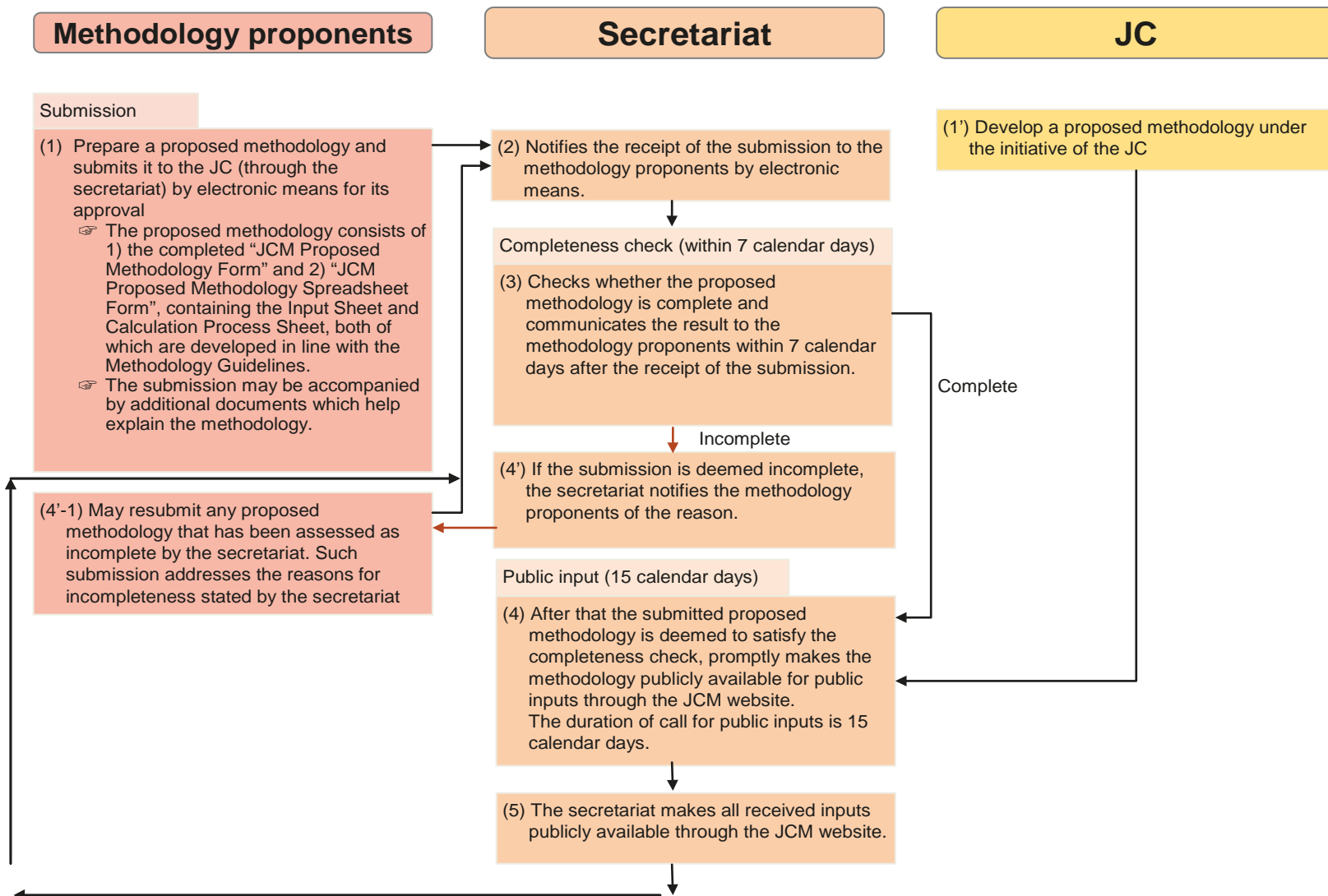
- ☞ The Proposed Methodology Form and the Proposed Methodology Spreadsheet are completed in English language.
- ☞ The Proposed Methodology Form is not altered, that is, is completed without modifying its format, font, headings. If sections of the Proposed Methodology Form are not applicable, it is explicitly stated that the section is left blank on purpose.
- ☞ The presentation of values in the Proposed Methodology Form and the Proposed Methodology Spreadsheet should be in international standard format (e.g. 1,000 representing one thousand and 1.0 representing one). The units used should be accompanied by their equivalent S.I. units/norms (thousand/million) as part of the requirement to ensure transparency and clarity.

The JCM sectoral scope [GL PM ver.2 Annex I]

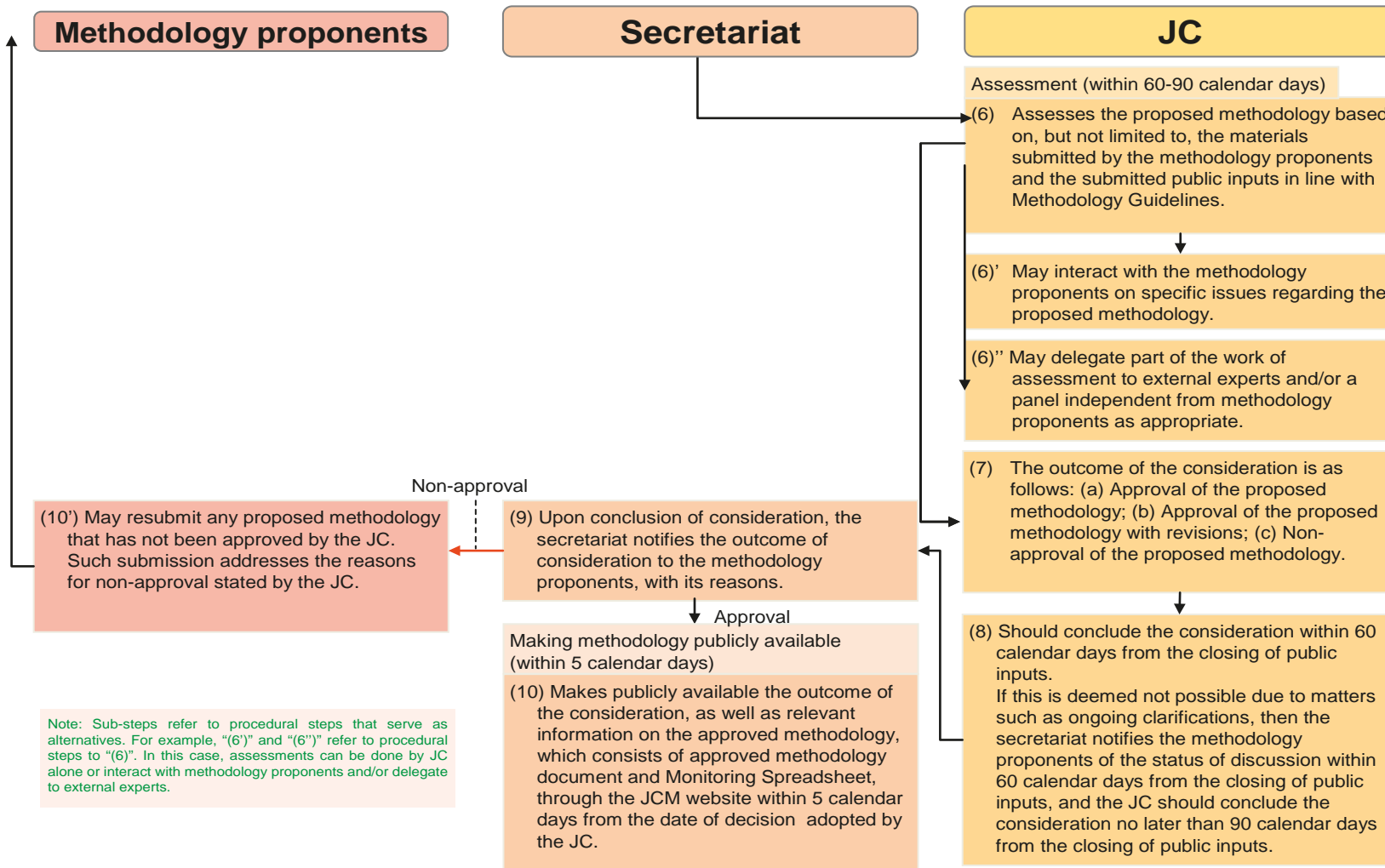
defines the category of GHG source sectors or groups of activities that apply to JCM projects. A JCM project may fall within more than one sectoral scope:

- | | | |
|---|---|---|
| 1. Energy industries (renewable - / non-renewable sources); | 4. Manufacturing industries; | 11. Fugitive emissions from production and consumption of halocarbons and sulphur hexafluoride; |
| 2. Energy distribution; | 5. Chemical industry; | 12. Solvents use; |
| 3. Energy demand; | 6. Construction; | 13. Waste handling and disposal; |
| | 7. Transport; | 14. Afforestation and reforestation; |
| | 8. Mining/Mineral production; | 15. Agriculture. |
| | 9. Metal production; | |
| | 10. Fugitive emissions from fuels (solid, oil and gas); | |

4-5. Procedure for submission of a proposed methodology [PCP ver.2, para 6- 24]

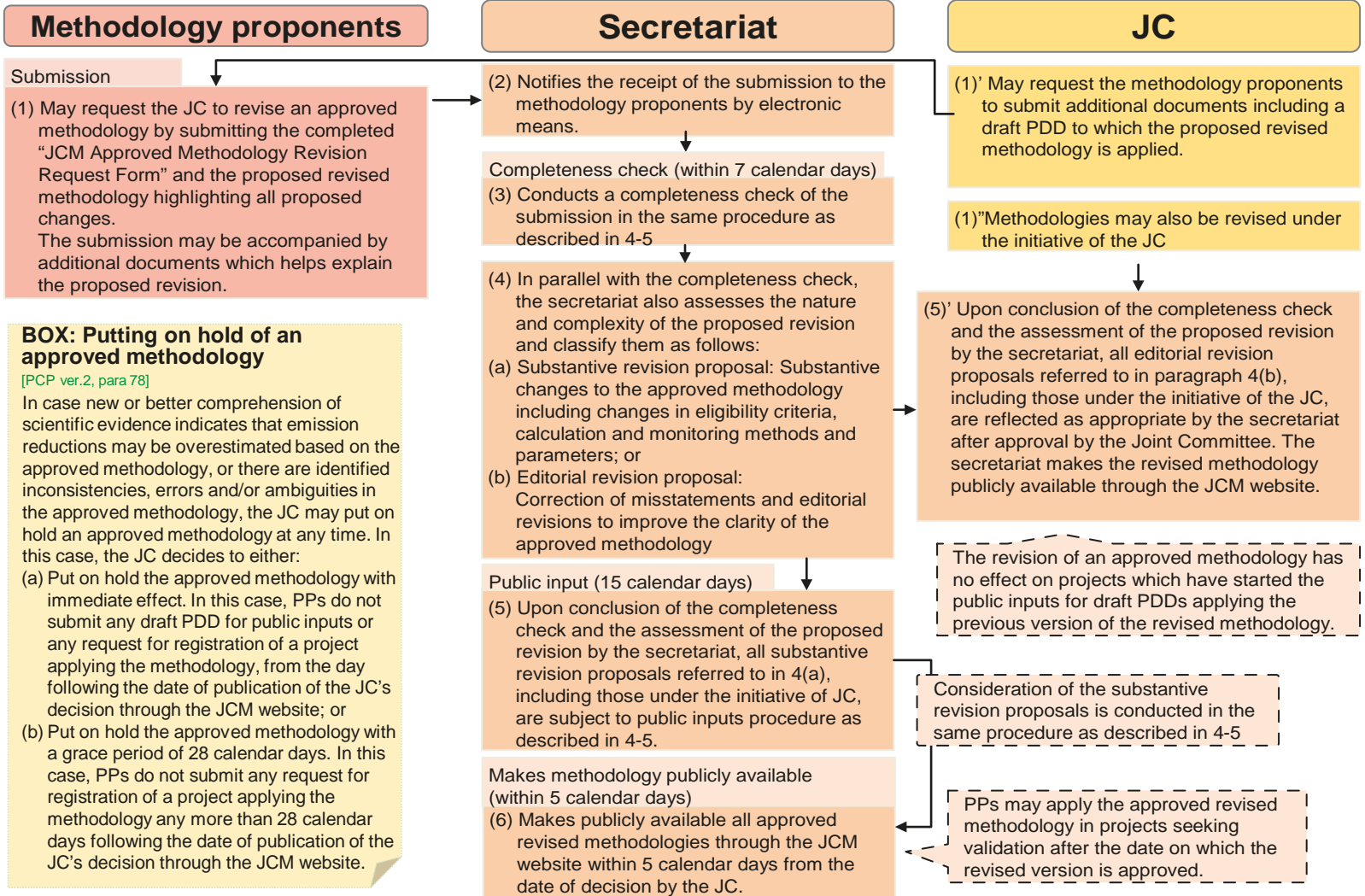


4-5. Procedure for submission of a proposed methodology



Note: Sub-steps refer to procedural steps that serve as alternatives. For example, "(6)'" and "(6)''" refer to procedural steps to "(6)". In this case, assessments can be done by JC alone or interact with methodology proponents and/or delegate to external experts.

4-6. Procedure for revision of an approved methodology [PCP ver.2, para 66-77]



Chapter 5: Making project design document (PDD)

5-1. Making PDD [GL PDD ver.2, para 3, 9-13, 16-22, part 4.A.5]

- ◆ “Project design document (PDD)” is prepared by the PP of a JCM project and sets out in detail, in line with the JCM rules and guidelines, the JCM project which is to be realized.
- ◆ When designing a proposed JCM project and developing a PDD and a monitoring report, PPs apply PDD and Monitoring Guidelines and the selected methodology(ies), which contain(s) approved methodology document(s) and Monitoring Spreadsheet(s).

PDD

Consists of a completed PDD form and monitoring plan using Monitoring Plan Sheet and Monitoring Structure Sheet. A monitoring report is completed by using Monitoring Report Sheet.

PDD form

JCM Project Design Document Form ver.2

Monitoring plan

Monitoring Plan Sheet

Monitoring Structure Sheet

- ☞ The PPs provide a description of the project that provides a comprehension of the nature of the project and its implementation.
- ☞ The PPs monitor the registered JCM project and its emission reductions. The PPs establish and apply quality management procedures to manage data and information. The PPs should reduce, as far as is practical, uncertainties related to the quantification of emission reductions.
- ☞ The Monitoring Spreadsheet may be revised when the corresponding approved methodology is revised.
- ☞ The PDD form and the Monitoring Spreadsheet are completed in English language.
- ☞ The PDD form and the Monitoring Spreadsheet are not to be altered, that is, are to be completed without modifying its format, font, headings, except for rows added to the table in the Annex of the PDD form.
- ☞ Where a PDD contains information that the PPs wish to be treated as confidential or proprietary, the PPs are required to submit documentation in two versions; (1) One version where all parts containing confidential or proprietary information are made illegible, and (2) Another version containing all information that is to be treated as strictly confidential.
- ☞ Description related to application of the eligibility criteria and the environmental impact assessment is not considered confidential or proprietary.
- ☞ The presentation of values in the PDD, including those used for the calculation of emission reductions, should be in international standard format, accompanied by their equivalent S.I. units/norms as part of the requirement to ensure transparency and clarity.
- ☞ The starting date of a JCM project, which is the date on which the operation of a project begins, does not predate January 1, 2013. Expected operational lifetime may be explained with publicly available statistical data, reference data from similar projects, legal durable years, expert judgment, etc.

BOX: JCM Guidelines for Developing PDD and Monitoring Report (PDD and Monitoring Guidelines) [GL PDD ver.2]

- ☞ Are intended to assist PPs in developing JCM PDD and monitoring reports

5-2. Monitoring plan [GL PDD ver.2, para 5, 24-28]

- ◆ A monitoring plan sets out the methodology to be used by PPs for the monitoring of, and by TPEs for verification of the amount of GHGs emission reductions achieved by the JCM project. PPs develop before validation a monitoring plan using Monitoring Plan Sheet and Monitoring Structure Sheet in the corresponding Monitoring Spreadsheet of the methodology applied.

Requirements to PPs

PPs:

- ☞ Input estimated values for each parameter in the Monitoring Plan Sheet including those fixed *ex ante* for parameters not to be monitored.
- ☞ Describe the items written on the right for each parameter specified in the Monitoring Plan Sheet in line with the applied methodology(ies) and may add detailed information specific to the proposed project to the contents given in the applied methodology.
- ☞ Ensure that data monitored and required for verification and issuance be kept and archived electronically for two years after the final issuance of credits.
- ☞ Describe the operational and management structure to be implemented in order to conduct monitoring. The PPs establish and clearly indicate the roles and responsibilities of personnel, institutional arrangements, and procedures for data collection, archiving and reporting.
- ☞ Appoint a person who is responsible for overall monitoring activity including preparation of the monitoring report, and managing and archiving of data. The responsible person for monitoring:
 - Ensures the quality of the monitoring report and the structure and procedure for producing such a document;
 - Appoints a person(s) responsible for managing monitoring points, when necessary, to collect data and maintain and control measuring instruments (including calibration/regular inspection) at monitoring points.

Items to be described by the PPs:

- Estimated values: Provide the estimated values of the parameter for the purpose of calculating emission reductions *ex ante*;
- Monitoring option: Select an option from below;
 - Option A: Based on public data which is measured by entities other than the PPs (Data used: publicly recognized data such as statistical data and specifications);
 - Option B: Based on the amount of transaction which is measured directly using measuring equipments (Data used: commercial evidence such as invoices);
 - Option C: Based on the actual measurement using measuring equipments (Data used: measured values).
- Source of data: Provide the source of data used or to be used. Clearly indicate the type of data source (e.g. logbooks, daily records, surveys, etc.) and spatial level of data (e.g. local, regional, national, international), if applicable;
- Measurement methods and procedures: Describe how the parameters are to be measured/calculated including Quality Assurance/Quality Control procedures applied. If the parameter will be measured, describe the equipments to be used to measure it, including details on accuracy level, and calibration information (frequency, date of calibration and validity)
- Monitoring frequency: Describe the monitoring frequency (e.g. continuously, annually).

Chapter 6: Registration

6-1. Validation requirements [GL VV ver.2, para 5, 18-76, 79]

- ◆ Validation is the process of independent evaluation of a proposed JCM project by a TPE against VV Guidelines.
- ◆ The TPE:
 - (a) Determines whether the proposed JCM project complies with the requirements of the applied methodology(ies), VV Guidelines and decisions by the JC
 - (b) Assesses the claims and assumptions made in the PDD and MoC. The evidence used in this assessment is not limited to that provided by the PPs.
- ◆ The validation report gives an overview of the validation conclusions and the validation process used by the TPE.

- ◆ **General requirements:** The TPE assesses the information provided by the PPs and applies the means of validation specified throughout VV Guidelines, including but not limited to: document review, follow-up actions (e.g. on-site visit and interviews) as deemed necessary, and reference to available information relating to projects or technologies similar to the proposed JCM project under validation. Where no specific means of validation is specified, the TPE applies appropriate auditing techniques.
- ◆ **PDD form:** The TPE determines whether the PDD was completed using the latest version of the PDD forms appropriate to the type of project and drafted in line with the PDD and Monitoring Guidelines.
- ◆ **Project description:** The TPE determines whether the description of the proposed JCM project in the PDD is accurate, complete, and provides an understanding of the proposed JCM project.
- ◆ **Application of approved methodology(ies):** The TPE validates that the project is eligible for applying selected methodology and that the applied version is valid at the time of submission of the proposed JCM project for validation.
- ◆ **Emission sources and calculation of emission reductions:** The TPE determines whether all relevant GHG emission sources covered in the methodology are addressed for the purpose of calculating project emissions and reference emissions for the proposed JCM project. The TPE determines whether the values for project specific parameters to be fixed *ex ante* listed in the Monitoring Plan Sheet are appropriate, if applicable.

- ◆ **Environmental impact assessment:** The TPE determines whether the PPs conducted an environmental impact assessment, if required by Bangladesh, in line with the Bangladesh's procedures.
- ◆ **Local stakeholder consultation:** The TPE determines whether the PPs have completed a local stakeholder consultation process and that due steps were taken to engage stakeholders and solicit comments for the proposed project.
- ◆ **Monitoring:** The TPE determines whether the description of the monitoring plan is based on the approved methodology and/or PDD and Monitoring Guidelines. The TPE determines whether the monitoring points for measurement are appropriate, as well as whether the types of equipment to be installed are appropriate if necessary.
- ◆ **Public inputs:** The TPE ensures that all inputs on the PDD of the proposed JCM project submitted in line with the PCP are taken into due account by the PPs.
- ◆ **MoC:** The TPE validates the corporate identity of all PPs and a focal point included in the MoC, as well as the personal identities, including specimen signatures and employment status, of their authorized signatories. The TPE validates that the MoC has been correctly completed and duly authorized.
- ◆ **Avoidance of double registration:** The TPE determines whether the proposed JCM project is not registered under other international climate mitigation mechanisms.
- ◆ **Start of operation:** The TPE determines whether the start of the operating date of the proposed JCM project does not predate January 1, 2013.

6-1. Validation requirements

📖 Normative references [GL VV ver.2, para 4]

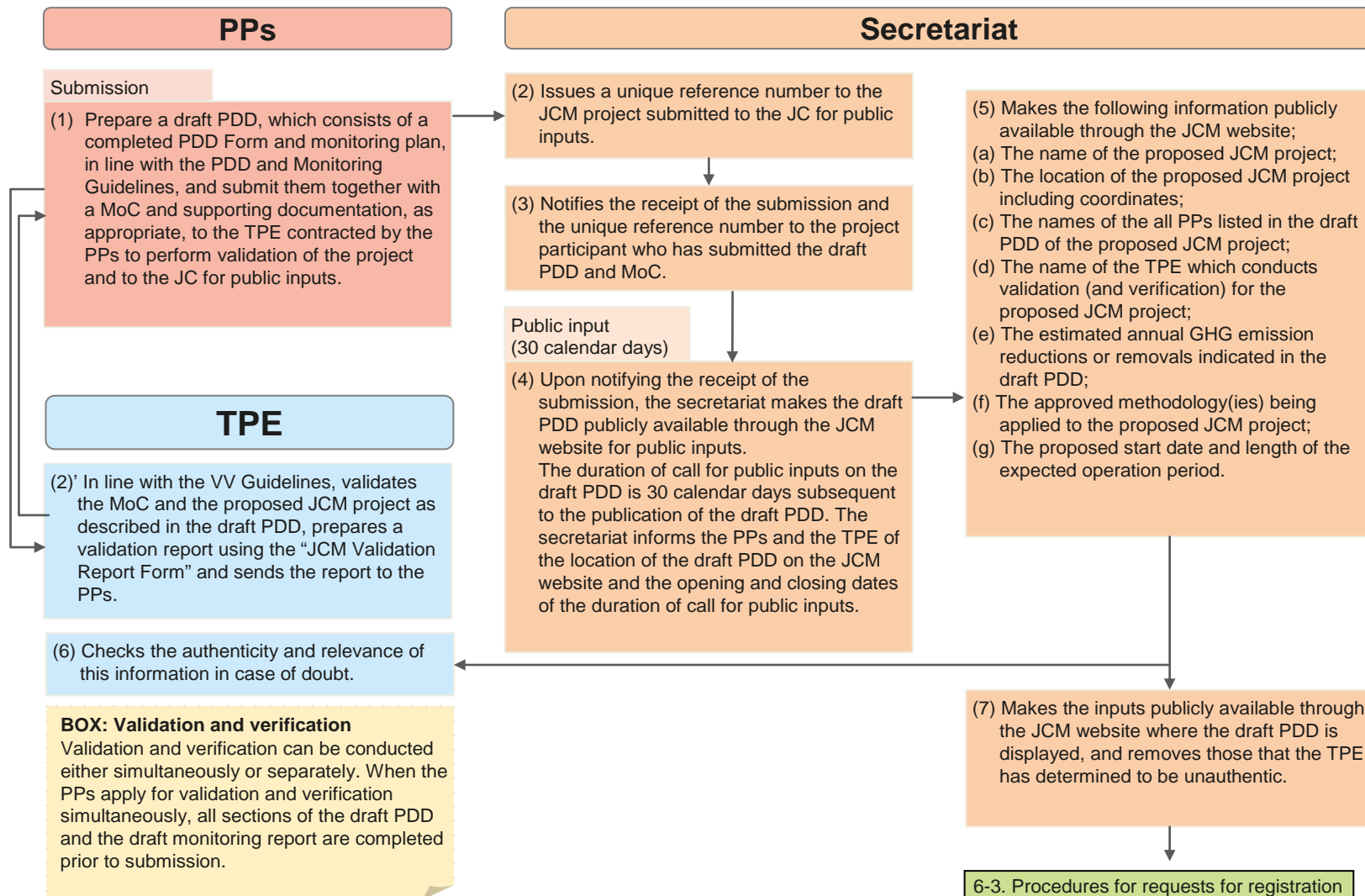
The following referenced documents are indispensable for the application of VV Guidelines:

- (a) “ISO 14064-3:2006 Greenhouse gases -- Part 3: Specification with guidance for the validation and verification of greenhouse gas assertions”
- (b) PCP
- (c) PDD and Monitoring Guidelines

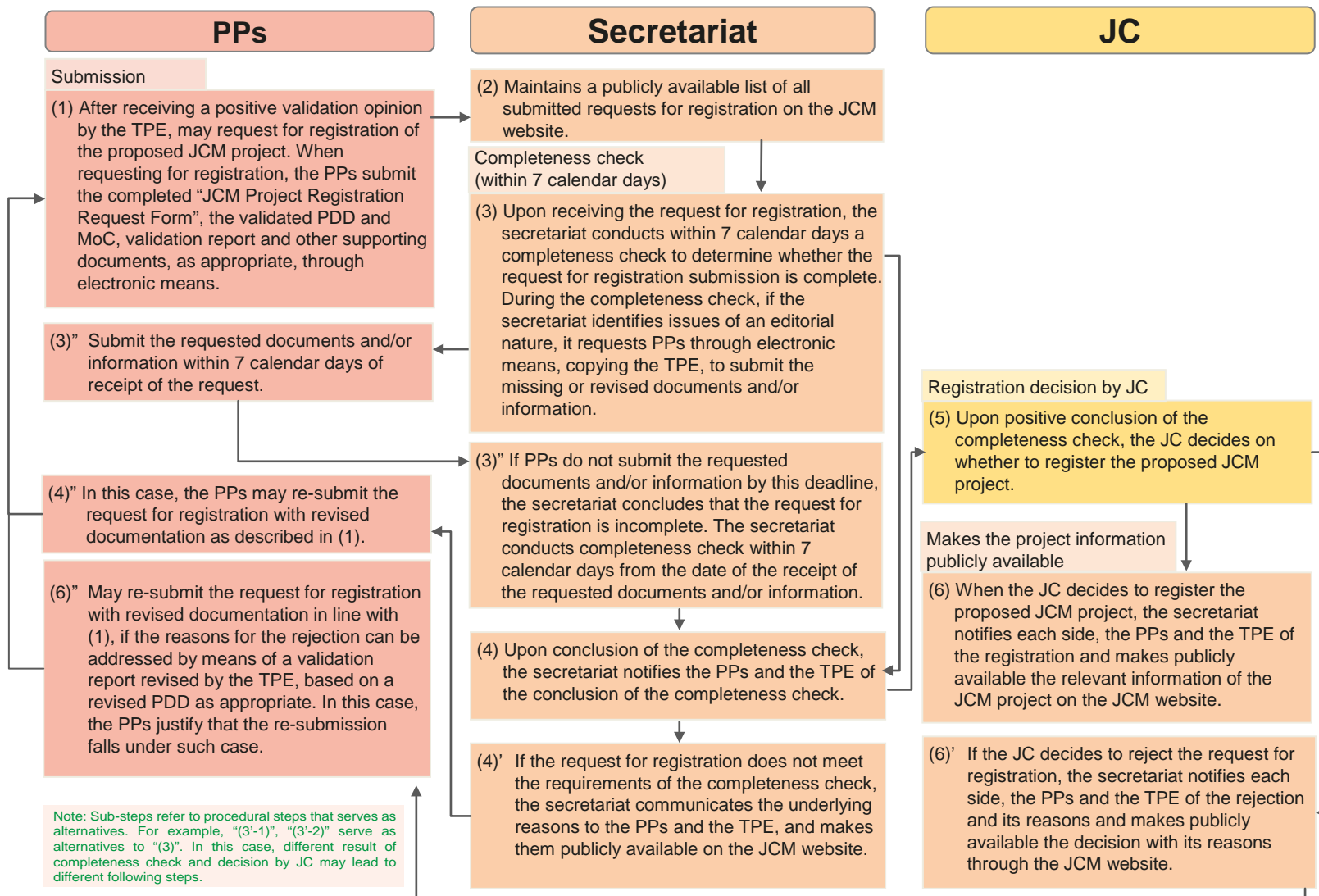
BOX: Items coverage on JCM VV Guidelines and ISO 14064-3

Items		JCM VV Guidelines	ISO14064-3	Items		JCM VV Guidelines	ISO14064-3
General Items	Objectives	1	Introduction	General Items	Objectives	1	Introduction
	Scope and applicability	2, 3	1		Scope and applicability	2, 3	1
	Normative references	4	-		Normative references	4	-
	Terms and definitions	5-11	2	Validation requirements	Identifying issues and raising requests	22-27	-
	Roles and responsibilities	ROI 24-26, 31-33	-		Validation report	29-73, 77-80, 81	4.9
General validation and verification procedures	Principles	-	3	Verification requirements	Verification issues	-	-
	TPE	12-16	4.1		Compliance of the project implementation with the eligibility criteria of the applied methodology	102-104	4.7
	General validation and verification requirements	12-16	-		Assessment of the project implementation against the registered PDD or any approved revised PDD	105-107	-
	Validation approach	18	4.2, 4.4		Compliance of calibration frequency and correction of measured values with related requirements	108-113	-
	Means of validation	12, 19-21	4.2, 4.4		Assessment of data and calculation of GHG emission reductions	114-116	4.5-4.8
	Verification approach	82-86	4.2, 4.4		Assessment of avoidance of double registration	117-120	-
Development of validation and verification plans	Means of verification	12, 90-92	4.2, 4.4		Post registration changes	121-125	-
	Level of assurance	99 (verification)	4.3.1		Identifying issues and raising requests	93-98	-
	Materiality	100-101(verification)	4.3.5		Verification report	126-128	4.9
	Scope	-	4.3.4		Judgment of reliance on internal control	-	4.5
	Understanding project activities and project implementation environment	-	4.4.1		Evaluation of validation or verification results	Quality of evidence	87-89 verification only
	Risk assessment	-	4.4.1	Assessment against validation or verification criteria		-	4.7
	Sampling	17	4.4.3	Evaluation of the GHG assertions	-	4.8	
Validation requirements	Items to be planned	-	4.4.2	Validation or verification opinions	-	4.9	
	Validation issues	-	-	Quality control review regarding validation or verification engagement	-	A.2.2.5 ISO65 8.5	
	Project design document form	28, 29	-	Recording and retention	-	4.1	
	Project description	30-32	-	Facts discovered after the validation or verification	-	4.11	
	Application of approved methodology(ies)	33-37	A.2.4.6.2 A.2.6.1				
	Emission sources and calculation of emission reductions	38-46	A.2.4.6.2 A.2.6.1				
	Environmental impact assessment	47-49	-				
	Local stakeholder consultation	50-52	-				
	Monitoring	53-56	A.2.4.6.2 A.2.6.1				
	Public inputs	57-60	-				
	Modalities of communications	61-69	-				
	Avoidance of double registration	70-73	-				
	Start of operation	74-76	-				
Identifying issues and raising requests	22-27	-					
Validation report	29-73, 77-80, 81	4.9					

6-2. Publication of PDD [PCP ver.2, para 29 -35, 44 - 45]



6-3. Procedures for requests for registration [PCP ver.2, para 46-52]

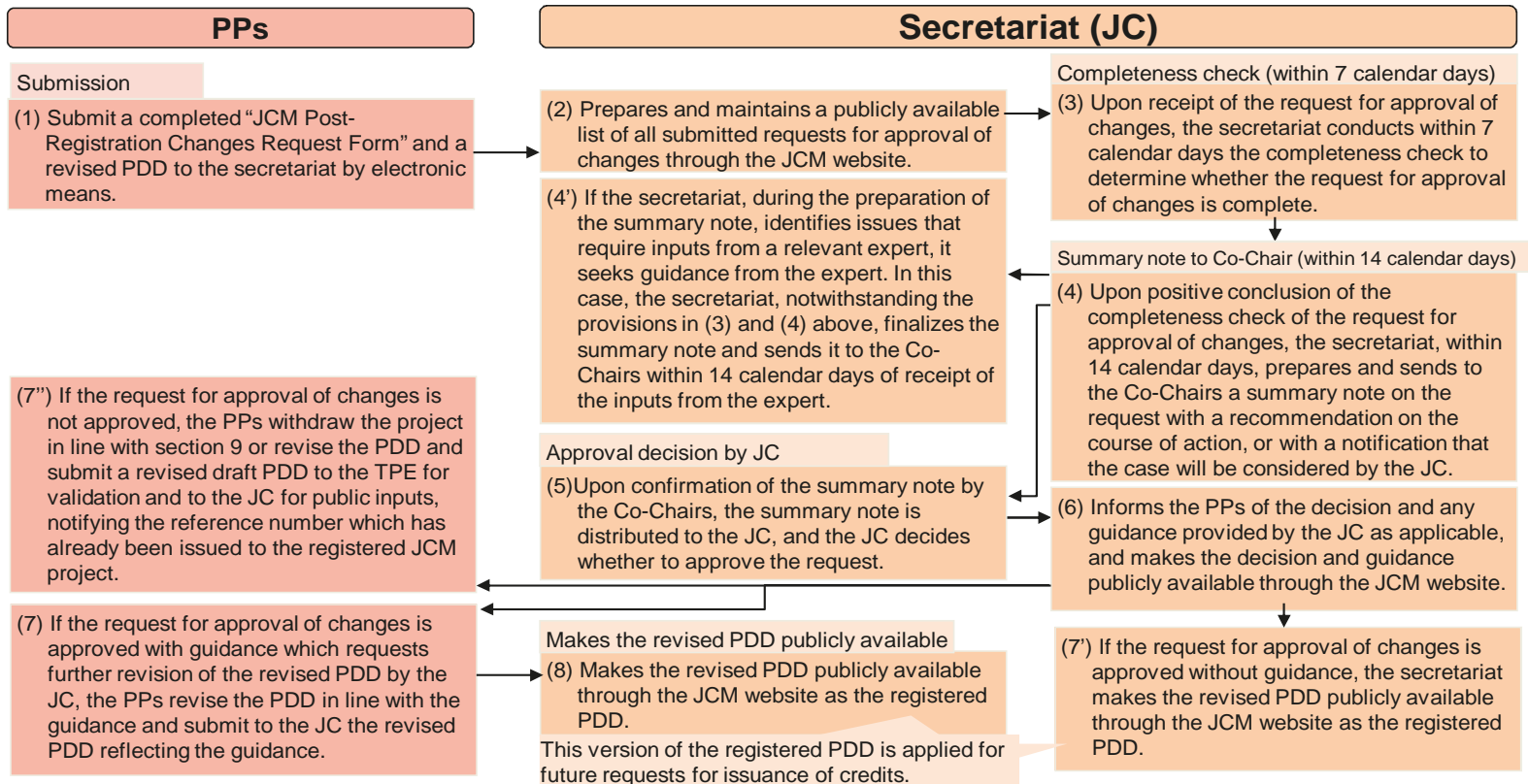


Chapter 7: Post - registration activities

7-1. Changes to registered JCM project [PCP ver.2, para 87-102]

When the project has been changed from the registered PDD and/or methodology, those changes are classified into the followings:

- (a) Changes determined by the TPE that do not prevent the use of the applied methodology;
 - ☞ The PPs revise the PDD and submit it for the first issuance request subsequent to the revision.
- (b) Changes identified by the PPs prior to verification or by the TPE during verification that would prevent the use of the applied methodology;
 - ☞ The PPs proceed to obtain approval of changes by the Joint Committee with the process described below.
- (c) Changes identified by the PPs or determined by the TPE that prevent the use of the applied methodology.
 - ☞ The PPs withdraw the project in line with Chapter 9. The PPs may re-submit a request for registration for the withdrawn project in line with 6-2.



7-2. Changes to registered MoC [PCP ver.2, para 103-114]

- ◆ The focal point of the JCM project requests changes to the contents of the registered MoC to the secretariat as soon as possible after the changes become effective.

Requirements

- ☞ The authorized signatories or the legal representatives of the PPs may directly notify the secretariat on any issues regarding the contents of the registered MoC by electronic means.
- ☞ Focal point uses the latest version of the MoC Form to request changes to the MoC and submits it to the secretariat by electronic means. PPs may submit the MoC Form by electronic means in line with the box on the right.
- ☞ Focal point or PPs who submit the MoC Form in line with paragraph (b) described in the box on the right ensures that:
 - (a) Supporting documentation, including powers of attorney, or extracts from board meeting minutes or company association documentation, or extracts/certificates from national company registries that cannot be verified online, is dated or notarized within 2 years from the time of submission of a request for change to established modalities of communication. This time limitation does not apply to copies of national personal identity documents;
 - (b) To the extent possible, changes applicable to more than one JCM project or multiple changes affecting the same JCM project are consolidated in a single form.
- ☞ Legal representatives signing on behalf of entities provide written evidence that they are authorized to sign on behalf of the respective entities.

The secretariat:

- ☞ Requests a new submission of a MoC Form whenever the secretariat identifies inconsistencies or inaccuracies in a submitted MoC.
- ☞ May request additional clarification and/or documentation if submissions do not clearly provide evidence.
- ☞ Displays the updated MoC including its annex 1 as necessary and their effective dates on the JCM website.

Changes to focal point

- ☞ The PPs for a registered JCM project may change the designation of the focal point for any reason and at any time by submitting a new MoC Form signed by all PPs, either through:
 - (a) The focal point; or
 - (b) Any of the PPs directly
- ☞ The legal representative of a focal point may submit the MoC Form in line with paragraph above if the primary and alternate authorized signatories of the focal point concerned are no longer available.

Changes to PPs

- ☞ If the PPs of a registered JCM project have changed after the registration of the project, the focal point submits annex 1 of the MoC Form for each of the following changes:
 - (a) Addition of a PP;
 - (b) Changes related to entity names/legal status;
 - (c) Withdrawal of a PP. If a PP has ceased operations due to bankruptcy or other reasons and is unable to sign the MoC Form, the submission is accompanied by documented evidence of the cessation;
 - (d) Changes related only to contact details and specimen signatures.
- ☞ A PP added to a registered JCM project accepts the existing MoC unless a new MoC is submitted simultaneously.

Chapter 8: Issuance of credits

8-1. Verification requirements [GL VV ver.2, para 6, 82-126]

- ◆ Verification is the periodic independent review and *ex post* determination by a TPE of the monitored GHG emissions reductions as a result of a registered JCM project during the verification period.
- ◆ A TPE determines whether the project complies with the requirements of the applied methodology(ies), these Guidelines, and decisions by the JC.
- ◆ Verification report gives an overview of the verification conclusions and the verification process used by the TPE.

◆ General requirements:

☞ Main focus of verification activities are given to the assessment of the following aspects:

- (a) The eligibility criteria which are stipulated in the applied methodology of implemented projects are satisfied;
- (b) The data used in monitoring reports is credible and reliable;
- (c) Double registration is avoided;
- (d) There are no post registration changes which prevent the use of the applied methodology.

☞ The TPE reviews:

- (a) The registered PDD, including any approved changes from the registered PDD and the corresponding validation opinion;
- (b) The validated PDD in case validation and verification are conducted simultaneously and the corresponding validation opinion;
- (c) The validation report;
- (d) Previous verification reports, if any;
- (e) The applied methodology;
- (f) The monitoring report to verify that it is as per the corresponding Monitoring Report Sheet to the applied methodology;
- (g) Any other information and references relevant to the project's emission reductions;
- (h) The written confirmation of the avoidance of double registration.

☞ The TPE assesses the information provided by the PPs and applies the means of verification specified throughout VV Guidelines, including but not limited to document review and on-site assessment. Where no specific means of verification is specified, the TPE applies appropriate auditing techniques.

☞ **Level of assurance:** The TPE applies the reasonable assurance level for verification in line with ISO 14064-3:2006.

☞ **Materiality:** The TPE uses the concept of materiality for verification in line with ISO 14064-3:2006. The threshold of materiality for verification is set at 5 percent of emission reductions.

◆ Compliance of the project implementation with the eligibility criteria of the applied methodology

The TPE determines the conformity of the actual project and its operation with the eligibility criteria of the applied methodology.

◆ Assessment of the project implementation against the registered PDD or any approved revised PDD

The TPE assesses the status of the actual project and its operation with the registered/validated PDD or any approved revised PDD.

◆ Compliance of calibration frequency and correction of measured values with related requirements

If monitoring of parameters related to the GHG emissions reductions of a project has been conducted by measuring equipments (monitoring Option C defined in the PDD and Monitoring Guidelines), the TPE determines whether the measuring equipments have been properly calibrated in line with the monitoring plan and whether measured values are properly corrected, where necessary, to calculate emission reductions in line with the PDD and Monitoring Guidelines.

◆ Assessment of data and calculation of GHG emission reductions

The TPE assesses the data and calculations of GHG emission reductions achieved by/resulting from the project by the application of the selected approved methodology.

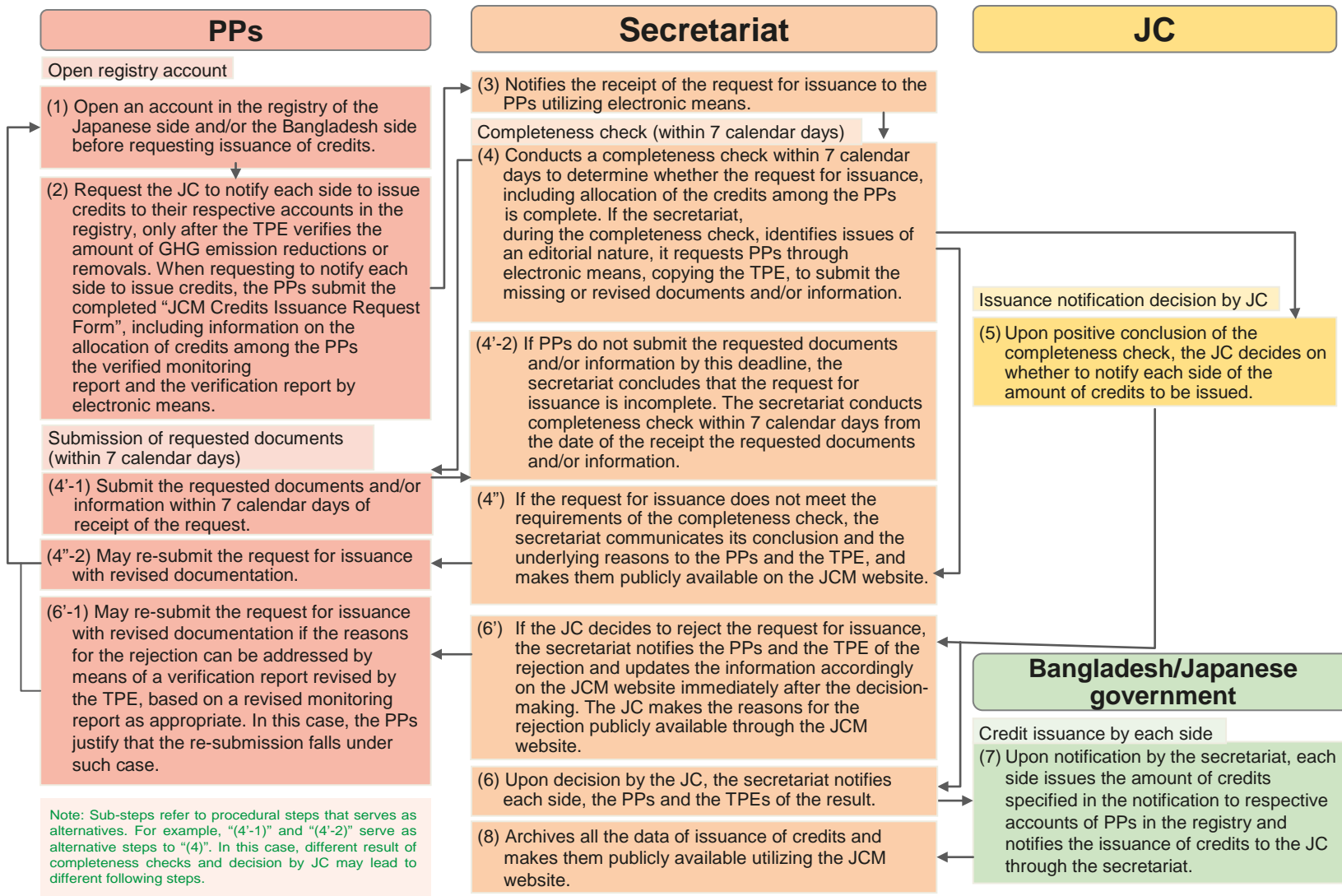
◆ Assessment of avoidance of double registration

The TPE determines whether the project is not registered under other international climate mitigation mechanisms.

◆ Post registration changes

The TPE determines whether there are post registration changes from the registered PDD and/or methodology which prevent the use of the applied methodology.

8-2. Procedures for requests for issuance of credits [PCP ver.2, para 56-64]



Chapter 9: Withdrawal

9-1. Procedures for requests for withdrawal [PCP ver.2, para 120-124]

PPs

- (1) For each following case, the PPs submit a completed request form to the JC by electronic means:
 - (a) The PPs may voluntarily withdraw a proposed or registered JCM project at any time.
 - ☞ The PPs submit a completed “JCM Project Withdrawal Request Form”
 - (b) (i) The PPs voluntarily wish to withdraw a request for registration
 - (ii) The TPE has revised its validation opinion based on new insights or information and has notified it to the PPs
 - ☞ The PPs submit a completed “JCM Registration Request Withdrawal Form”
 - (c) (i) The PPs voluntarily wish to withdraw a request for issuance for the specified monitoring period
 - (ii) The TPE has revised its verification report based on new insights and has notified it to the PPs
 - ☞ The PPs submit a completed “JCM Issuance Request Withdrawal Form”

Secretariat

- (2) Upon receipt of the request for withdrawal, the secretariat confirms the documents submitted.
- ↓
- (3) Upon confirmation by the secretariat:
 - (a) For a withdrawal of a project, the project is marked as “withdrawn” on the JCM website;
 - (b) For a withdrawal of a request for registration, the request for registration is marked as “withdrawn” on the JCM website;
 - (c) For a withdrawal of a request for issuance, the request for issuance for the specified monitoring period is marked as “withdrawn” on the JCM website.

Glossary

Examples of abbreviated titles used in this document and corresponding formal document symbols and titles

<i>Examples of abbreviated titles used in this charts, shown in []</i>	<i>Corresponding formal document symbols and titles</i>
Doc., para1	Bilateral document of “Low Carbon Development Partnership between the Japanese side and the Bangladesh side”, paragraph1
JC1, p1	Joint Committee of the Joint Crediting Mechanism between Bangladesh and Japan First meeting, Meeting Report, page 1
GoJ Aug 2016	Government of Japan “Recent Development of the Joint Crediting Mechanism”, August 2016
RoI ver.2, para1	Rules of Implementation for The Joint Crediting Mechanism (JCM) Version 2.0, paragraph 1 (ver.2 was adopted on 09 March 2016)
Glos ver.2, no. 1	Joint Crediting Mechanism Glossary of Terms Version 2, no. 1 (ver.2 was adopted on 09 March 2016)
PCP ver.2, para1	Joint Crediting Mechanism Project Cycle Procedure Version 2.0, paragraph 1 (ver.2 was adopted on 09 March 2016)
GL PM ver.2, para1	Joint Crediting Mechanism Guidelines for Developing Proposed Methodology Version 2.0, paragraph 1 (ver.2 was adopted on 09 March 2016)
GL PDD ver.2, para1	Joint Crediting Mechanism Guidelines for Developing Project Design Document and Monitoring Report Version 2.0, paragraph 1 (ver.2 was adopted on 09 March 2016)
GL TPE ver.2, para1	Joint Crediting Mechanism Guidelines for Designation as a Third-Party Entity Version 2.0, paragraph 1 (ver.2 was adopted on 09 March 2016)
GL VV ver.2, para1	Joint Crediting Mechanism Guidelines for Validation and Verification Version 2.0, paragraph 1 (ver.2 was adopted on 09 March 2016)
RoP ver.2, para1	Joint Crediting Mechanism Rules of Procedures for the Joint Committee Version 2.0, paragraph 1 (ver.2 was adopted on 09 March 2016)
JC3 Mtg Rep	Third Joint Committee Meeting Report
Anx stands for Annex , Apx for Appendix , Att for Attachment , and Ann for Annotation .	

All reference documents are available on JCM website: www.jcm.go.jp/bd-jp



Department of Environment

Department of Environment
Ministry of Environment and Forests
E-16, Agargaon, Sher-e-Bangla Nagar
Dhaka-1207
URL: <http://www.doe.gov.bd>
URL: <http://www.bocmbangladesh.com>



Ministry of the Environment

Office of Market Mechanisms
Climate Change Policy Division
Global Environment Bureau
Ministry of the Environment, Japan
1-2-2, Kasumigaseki, Chiyoda-ku,
Tokyo, 100-8975 Japan
URL: <http://www.env.go.jp/>

IGES

Institute for Global
Environmental Strategies

Climate and Energy Area
Institute for Global Environmental Strategies
2108-11, Kamiyamaguchi, Hayama,
Kanagawa, 240-0115 Japan
EMAIL: mm-info@iges.or.jp
URL: <http://www.iges.or.jp/en/climate-energy/index.html>

© Ministry of the Environment, Japan, 2016.

This copy is made as a part of Joint Crediting Mechanism (JCM) capacity building supported by the Ministry of the Environment, Japan and published by the Institute for Global Environmental Strategies (IGES) and the Department of Environment, Ministry of Environment and Forests, Bangladesh

Whilst information in this report is believed to be true and accurate at the date of going to press, neither the author nor publisher can accept any legal responsibility or liability for any errors or omissions that may be made.